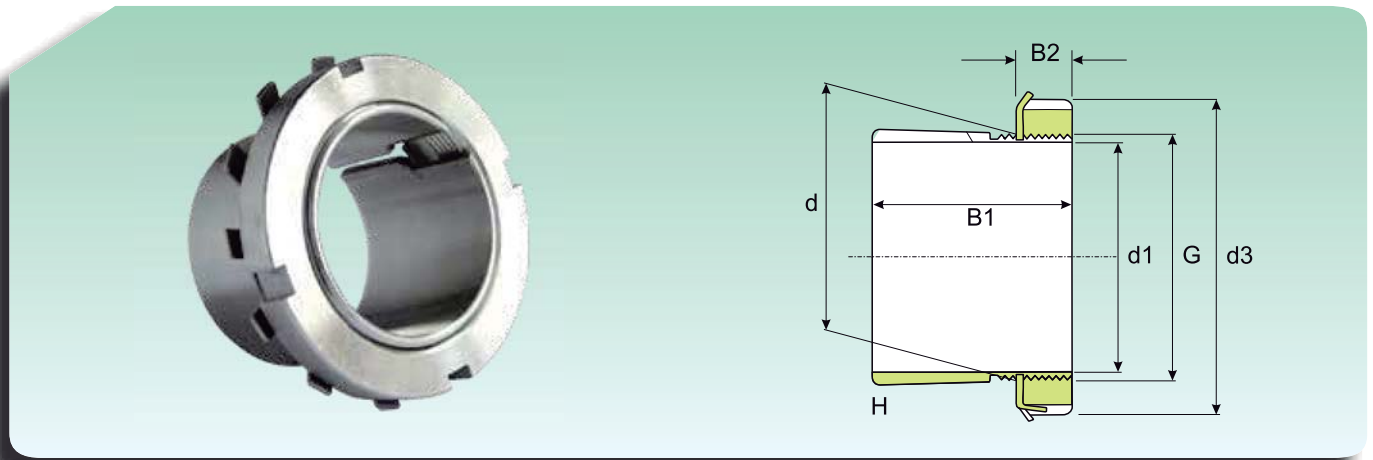
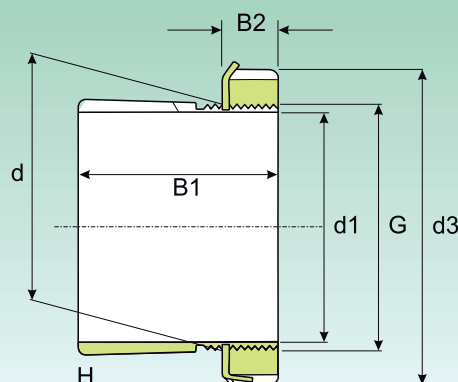


**BUSSOLE DI TRAZIONE
ADAPTER SLEEVES**


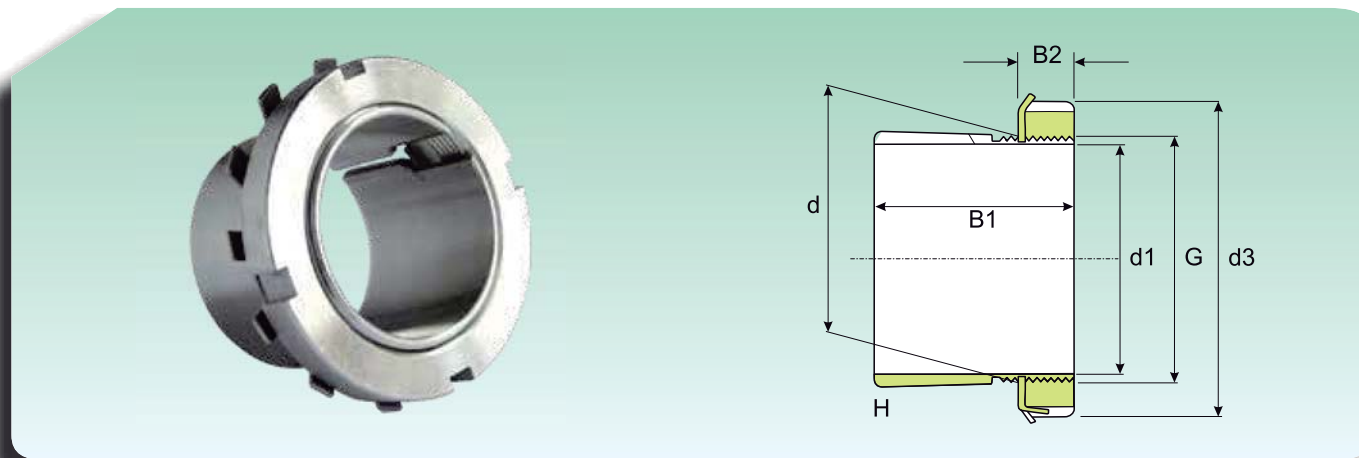
Dimensione Dimension						Peso (kg) Weight (Kg)	Sigla Designation			
d1 (mm)	d (mm)	d3 (mm)	B1 (mm)	B2 (mm)	G (mm)		Bussola di trazione con ghiera e dispositivo di sicurezza Adapter sleeves with lock nut and washer	Ghiera di bloccaggio Lock nut	Dispositivo di sicurezza Washer	Ghiera idraulica Hydraulic Lock nut
17	20	32	24	7	M20x1	0.036	H 204	KM 4	MB 4	-
	20	32	28	7	M20x1	0.04	H 304	KM 4	MB 4	-
20	25	38	26	8	M 25x1.5	0.064	H 205	KM 5	MB 5	-
	25	38	35	8	M 25x1.5	0.085	H 2305	KM 5	MB 5	-
	25	38	29	9	M 25x1.5	0.071	H 305	KM 5	MB 5	-
25	30	45	27	8	M 30x1.5	0.086	H 206	KM 6	MB 6	-
	30	45	38	8	M 30x1.5	0.11	H 2306	KM 6	MB 6	-
	30	45	31	9	M 30x1.5	0.095	H 306	KM 6	MB 6	-
30	35	52	29	9	M 35x1.5	0.12	H 207	KM 7	MB 7	-
	35	52	43	9	M 35x1.5	0.16	H 2307	KM 7	MB 7	-
	35	52	35	10	M 35x1.5	0.14	H 307	KM 7	MB 7	-
35	40	58	31	10	M 40x1.5	0.16	H 208	KM 8	MB 8	-
	40	58	46	10	M 40x1.5	0.22	H 2308	KM 8	MB 8	-
	40	58	36	11	M 40x1.5	0.17	H 308	KM 8	MB 8	-
40	45	65	33	11	M 45x1.5	0.21	H 209	KM 9	MB 9	-
	45	65	50	11	M 45x1.5	0.27	H 2309	KM 9	MB 9	-
	45	65	39	12	M 45x1.5	0.23	H 309	KM 9	MB 9	-
45	50	70	35	12	M 50x1.5	0.24	H 210	KM 10	MB 10	HMV 10 E
	50	70	55	12	M 50x1.5	0.34	H 2310	KM 10	MB 10	HMV 10 E
	50	70	42	13	M 50x1.5	0.27	H 310	KM 10	MB 10	HMV 10 E
50	55	75	37	12.5	M 55x2	0.28	H 211	KM 11	MB 11	HMV 11 E
	55	75	59	12.5	M 55x2	0.39	H 2311	KM 11	MB 11	HMV 11 E
	55	75	45	13	M 55x2	0.34	H 311	KM 11	MB 11	HMV 11 E
55	60	80	38	12.5	M 60x2	0.31	H 212	KM 12	MB 12	HMV 12 E
	60	80	62	12.5	M 60x2	0.45	H 2312	KM 12	MB 12	HMV 12 E
	60	80	47	14	M 60x2	0.36	H 312	KM 12	MB 12	HMV 12 E
60	65	85	40	13.5	M 65x2	0.36	H 213	KM 13	MB 13	HMV 13 E
	65	85	65	13.5	M 65x2	0.52	H 2313	KM 13	MB 13	HMV 13 E
	65	85	50	13.5	M 65x2	0.42	H 313	KM 13	MB 13	HMV 13 E
	70	92	68	13.5	M 70x2	0.88	H 2314	KM 14	MB 14	HMV 14 E
	70	92	52	13.5	M 70x2	0.67	H 314	KM 14	MB 14	HMV 14 E
65	75	98	43	14.5	M 75x2	0.66	H 215	KM 15	MB 15	HMV 15 E
	75	98	73	14.5	M 75x2	1.1	H 2315	KM 15	MB 15	HMV 15 E
	75	98	55	14.5	M 75x2	0.78	H 315	KM 15	MB 15	HMV 15 E
70	80	105	46	17	M 80x2	0.81	H 216	KM 16	MB 16	HMV 16 E
	80	105	78	17	M 80x2	1.2	H 2316	KM 16	MB 16	HMV 16 E
	80	105	59	17	M 80x2	0.95	H 316	KM 16	MB 16	HMV 16 E

BUSSOLE DI TRAZIONE ADAPTER SLEEVES



Dimensione Dimension						Peso (kg) Weight (Kg)	Sigla Designation			
d1 (mm)	d (mm)	d3 (mm)	B1 (mm)	B2 (mm)	G (mm)		Bussola di trazione con ghiera e dispositivo di sicurezza Adapter sleeves with lock nut and washer	Ghiera di bloccaggio Lock nut	Dispositivo di sicurezza Washer	Ghiera idraulica Hydraulic Lock nut
75	85	110	50	18	M 85x2	0.94	H 217	KM 17	MB 17	HMV 17 E
	85	110	82	18	M 85x2	1.35	H 2317	KM 17	MB 17	HMV 17 E
	85	110	63	18	M 85x2	1.1	H 317	KM 17	MB 17	HMV 17 E
80	90	120	52	18	M 90x2	1.1	H 218	KM 18	MB 18	HMV 18 E
	90	120	86	18	M 90x2	1.6	H 2318	KM 18	MB 18	HMV 18 E
	90	120	65	18	M 90x2	1.3	H 318	KM 18	MB 18	HMV 18 E
85	95	125	55	19	M 95x2	1.25	H 219	KM 19	MB 19	HMV 19 E
	95	125	90	19	M 95x2	1.8	H 2319	KM 19	MB 19	HMV 19 E
	95	125	68	19	M 95x2	1.4	H 319	KM 19	MB 19	HMV 19 E
90	100	130	58	20	M 100x2	1.4	H 220	KM 20	MB 20	HMV 20 E
	100	130	97	20	M 100x2	2	H 2320	KM 20	MB 20	HMV 20 E
	100	130	76	20	M 100x2	1.8	H 3120	KM 20	MB 20	HMV 20 E
	100	130	71	20	M 100x2	1.6	H 320	KM 20	MB 20	HMV 20 E
100	110	145	63	21	M 110x2	1.8	H 222	KM 22	MB 22	HMV 22 E
	110	145	105	21	M 110x2	2.75	H 2322	KM 22	MB 22	HMV 22 E
	110	145	81	21	M 110x2	2.1	H 3122	KM 22	MB 22	HMV 22 E
	110	145	77	21	M 110x2	2.04	H 322	KM 22	MB 22	HMV 22 E
110	120	145	72	22	M 120x2	1.8	H 3024	KML 24	MBL 24	HMV 24 E
	120	155	112	22	M 120x2	3	H 2324	KM 24	MB 24	HMV 24 E
	120	155	88	22	M 120x2	2.5	H 3124	KM 24	MB 24	HMV 24 E
115	130	155	80	23	M 130x2	2.8	H 3026	KML 26	MBL 26	HMV 26 E
	130	165	121	23	M 130x2	4.45	H 2326	KM 26	MB 26	HMV 26 E
	130	165	92	23	M 130x2	3.45	H 3126	KM 26	MB 26	HMV 26 E
125	140	165	82	24	M 140x2	3.05	H 3028	KML 28	MBL 28	HMV 28 E
	140	180	131	24	M 140x2	5.4	H 2328	KM 28	MB 28	HMV 28 E
	140	180	97	24	M 140x2	4.1	H 3128	KM 28	MB 28	HMV 28 E
135	150	180	87	26	M 150x2	3.75	H 3030	KML 30	MBL 30	HMV 30 E
	150	195	139	26	M 150x2	6.4	H 2330	KM 30	MB 30	HMV 30 E
	150	195	111	26	M 150x2	5.25	H 3130	KM 30	MB 30	HMV 30 E
140	160	190	93	27.5	M 160x3	5.1	H 3032	KML 32	MBL 32	HMV 32 E
	160	210	147	27.5	M 160x3	8.8	H 2332	KM 32	MB 32	HMV 32 E
	160	210	119	27.5	M 160x3	7.25	H 3132	KM 32	MB 32	HMV 32 E
150	170	200	101	28.5	M 170x3	5.8	H 3034	KML 34	MBL 34	HMV 34 E
	170	220	154	28.5	M 170x3	9.9	H 2334	KM 34	MB 34	HMV 34 E
	170	220	122	28.5	M 170x3	8.1	H 3134	KM 34	MB 34	HMV 34 E
160	180	210	109	29.5	M 180x3	6.7	H 3036	KML 36	MBL 36	HMV 36 E
	180	210	87	29.5	M 180x3	5.7	H 3936	KML 36	MBL 36	HMV 36 E
	180	230	161	30	M 180x3	11	H 2336	KM 36	MB 36	HMV 36 E
	180	230	131	29.5	M 180x3	9.15	H 3136	KM 36	MB 36	HMV 36 E

BUSSOLE DI TRAZIONE ADAPTER SLEEVES



Dimensione Dimension						Peso (kg) Weight (Kg)	Sigla Designation			
d1 (mm)	d (mm)	d3 (mm)	B1 (mm)	B2 (mm)	G (mm)		Bussole di trazione con ghiera e dispositivo di sicurezza Adapter sleeves with lock nut and washer	Ghiera di bloccaggio Lock nut	Dispositivo di sicurezza Washer	Ghiera idraulica Hydraulic Lock nut
170	190	220	112	30.5	M 190x3	7.25	H 3038	KML 38	MBL 38	HMV 38 E
	190	220	89	30.5	M 190x3	6.2	H 3938	KML 38	MBL 38	HMV 38 E
	190	240	169	30.5	M 190x3	12	H 2338	KM 38	MB 38	HMV 38 E
	190	240	141	30.5	M 190x3	10.5	H 3138	KM 38	MB 38	HMV 38 E
180	200	240	120	31.5	M 200x3	8.9	H 3040	KML 40	MBL 40	HMV 40 E
	200	240	98	31.5	M 200x3	7.9	H 3940	KML 40	MBL 40	HMV 40 E
	200	250	176	31.5	M 200x3	13.5	H 2340	KM 40	MB 40	HMV 40 E
	200	250	150	31.5	M 200x3	12	H 3140	KM 40	MB 40	HMV 40 E
200	220	260	126	35	Tr 220x4	9.9	H 3044	KM 44	MB 44	HMV 44 E
	220	260	96	35	Tr 220x4	7.95	H 3944	KM 44	MB 44	HMV 44 E
	220	280	186	35	Tr 220x4	17	H 2344	KM 44	MB 44	HMV 44 E
	220	280	161	35	Tr 220x4	15	H 3144	KM 44	MB 44	HMV 44 E
220	240	290	133	34	Tr 240x4	12	H 3048	KM 48	MB 48	HMV 48 E
	240	290	101	34	Tr 240x4	11	H 3948	KM 48	MB 48	HMV 48 E
	240	300	199	34	Tr 240x4	19	H 2348	KM 48	MB 48	HMV 48 E
	240	300	172	34	Tr 240x4	16.5	H 3148	KM 48	MB 48	HMV 48 E